




KD P Series Family



KYOCERA KD MODULES

Kyocera multicrystal photovoltaic KD Modules utilize a larger, more powerful, high efficiency 156mm x 156mm solar cell and produce higher output per module.

- Quality locking MC4 plug-in connectors to provide safe and quick connections
- UV stabilized, heavy duty, and aesthetically pleasing black anodized aluminum frame
- Easily accessible grounding points on all four corners for fast installation
- Proven junction box technology with 12 AWG PV wire to work with transformerless inverters

RELIABLE

- Proven superior field performance
- Tight power tolerance
- Only module to pass rigorous long-term testing performed by TÜV Rheinland




KYOCERA EMPOWERS YOUR FUTURE

Kyocera began research and development of solar energy back in 1975. Since then, we have been leading the solar industry with the development of the most efficient and cost effective systems available. With over 35 years of experience in solar, Kyocera is a natural industry leader. Our modules are ideal for a wide range of applications from utility-scale to on-grid commercial and residential, providing superior field performance among the competition. Kyocera stands behind its products and has a proven reputation within the solar industry for quality and reliability.



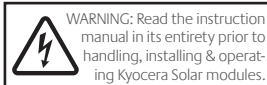
SPECIFICATIONS



Standard Test Conditions (STC) <i>STC = 1000 W/M² irradiance, 25°C module temperature, AM 1.5 spectrum*</i>								
	KD320	KD315	KD245	KD240	KD220	KD215	KD140	KD135
Maximum Power	320W	315W	245W	240W	220W	215W	140W	135W
Number of Cells	80	80	60	60	54	54	36	36
Tolerance	+5% / -3%	+5% / -3%	+5% / -3%	+5% / -3%	+5% / -3%	+5% / -0%	+5% / -5%	+5% / -5%
Maximum System Voltage	600V	600V	600V	600V	600V	600V	600V	600V
Maximum Power Voltage	40.1V	39.8V	29.8V	29.8V	26.6V	26.6V	17.7V	17.7V
Maximum Power Current	7.99A	7.92A	8.23A	8.06A	8.28A	8.09A	7.91A	7.63A
Open Circuit Voltage	49.5V	49.2V	36.9V	36.9V	33.2V	33.2V	22.1V	22.1V
Short Circuit Current	8.60A	8.50A	8.91A	8.59A	8.98A	8.78A	8.68A	8.37A
Series Fuse Rating	15A	15A	15A	15A	15A	15A	15A	15A
Length	65.4"	65.4"	65.4"	65.4"	59.1"	59.1"	59.1"	59.1"
Width	52.0"	52.0"	39.0"	39.0"	39.0"	39.0"	26.3"	26.3"
Depth	1.8"	1.8"	1.8"	1.8"	1.8"	1.8"	1.8"	1.8"
Weight	60.6 lbs	60.6 lbs	46.3 lbs	46.3 lbs	39.7 lbs	39.7 lbs	27.6 lbs	27.6 lbs
Termination Method	Locking Plug-in Connectors							

* Subject to simulator measurement uncertainty of +/- 3%.
 KYOCERA reserves the right to modify these specifications without notice.
 For more detailed specifications, visit www.kyocerasolar.com

NEC 2008 COMPLIANT
 UL 1703 LISTED
 CERTIFIED IEC61215 ED2 IEC61730 BY JET



Manufactured in San Diego, California
QUALIFIED FOR "BUY AMERICAN"
 Available Upon Request

041212